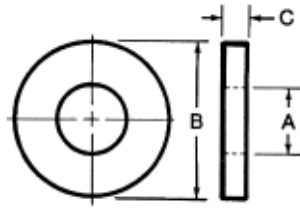


## Precision Flat Washers

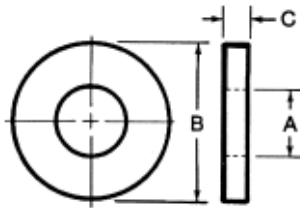


		INCH			
Low Carbon Steel PART #	Stainless Steel PART #	Bolt Size	A	B	C
FW-00	FW-00SS	3/16	13/64	1/2	3/32
FW-0	FW-0SS	1/4	9/32	5/8	1/8
FW-01	FW-01SS	5/16	11/32	3/4	1/8
FW-1	FW-1SS	3/8	13/32	7/8	1/8
FW-15	FW-15SS	7/16	15/32	1	1/8
FW-2	FW-2SS	1/2	17/32	1-1/8	1/8
FW-3	FW-3SS	5/8	21/32	1-3/8	1/8
FW-4	FW-4SS	3/4	25/32	1-5/8	5/32
FW-5	FW-5SS	7/8	29/32	1-3/4	5/32
FW-6	FW-6SS	1	1-1/32	2	3/16
FW-7	-	1-1/8	1-5/32	2-1/4	7/32
FW-8	-	1-1/4	1-9/32	2-1/2	9/32

- Available in carbon steel or stainless steel
- Case hardened carbon steel with black oxide finish

METRIC				
PART #	Bolt Size	A	B	C
FW-206	M6	7mm	16mm	3mm
FW-208	M8	9	19	3
FW-210	M10	11	25	3
FW-212	M12	13	28	3
FW-216	M16	17	35	3
FW-220	M20	22	44	5
FW-224	M24	26	51	4

## Heavy Duty Flat Washers



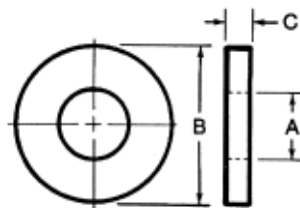
INCH				
PART #	Bolt Size	A	B	C
HDW-1	1/4	9/32	5/8	3/16
HDW-2	5/16	11/32	3/4	3/16
HDW-3	3/8	13/32	7/8	3/16
HDW-4	1/2	17/32	1-1/8	3/16
HDW-5	5/8	21/32	1-3/8	3/16
HDW-6	3/4	25/32	1-5/8	1/4
HDW-7	7/8	29/32	1-3/4	1/4
HDW-8	1	1-1/32	2	9/32

- Case hardened steel with black oxide finish
- Extra thick for increased strength

METRIC				
PART #	Bolt Size	A	B	C
FW-406	M6	7mm	16mm	5mm
FW-408	M8	9	19	5
FW-410	M10	11	25	5
FW-412	M12	13	28	5
FW-416	M16	17	35	5
FW-420	M20	22	44	6
FW-424	M24	26	51	7

## Machined Flat Washers

4140 alloy



- 4140 Alloy hardened to Rc C40-50
- Fully machined, not stamped
- Black oxide finish

PART #	Bolt Size	A	B	C
FW-41	#5	1/8	1/4	1/16
FW-42	#10	3/16	3/8	1/16
FW-43	#12	1/4	1/2	1/16
FW-44	1/4	5/16	5/8	3/32
FW-45	5/16	3/8	3/4	1/8
FW-46	7/16	1/2	1"	3/16